


REMOVABLE / FIXED APPLIANCE / PRESCRIPTION

- PHONE ME CONCERNING THIS CASE
- SPECIAL INSTRUCTIONS ON FILE
- INSURANCE
- ORTHODONTIC STUDY MODELS
- DUPLICATE CASTS

- PLEASE SEND:
- Rx SHEETS
 - MAILING LABELS
 - SHIPPING BOXES



Dr. _____

Address _____

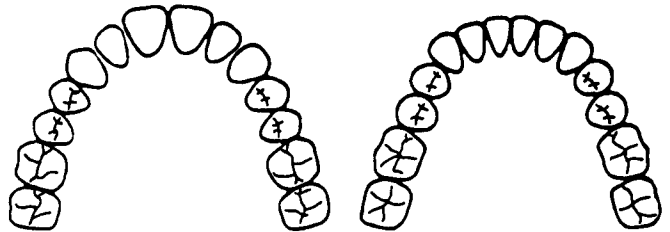
City _____ Province _____ Postal Code _____

Phone (_____) _____

Patient _____

Date Shipped _____

Date Needed _____



R UPPER L L LOWER R

ACRYLIC COLOUR (REFER TO SHADE GUIDE) CLEAR ANTERIOR/PINK POSTERIOR CLEAR PINK TINT DECAL GLITTER

REMOVABLE APPLIANCES

- HAWLEY**
- | | | |
|---------------------------------|--------------------------|--------------------------|
| | Upper | Lower |
| Labial Bow plus 1 set of clasps | <input type="checkbox"/> | <input type="checkbox"/> |
| 1 set of clasps plus welded bow | <input type="checkbox"/> | <input type="checkbox"/> |
| Circumferential | <input type="checkbox"/> | <input type="checkbox"/> |
| San Antonio | <input type="checkbox"/> | <input type="checkbox"/> |
| Other _____ | <input type="checkbox"/> | <input type="checkbox"/> |

CLASPS:

- Indicate location on diagram using the following legend:
- | | |
|------------------|---|
| A – Adams Clasps | AR – Arrow Head |
| B – Ball Clasps | O – Other (Please diagram) |
| C – "C" Clasps | <input type="checkbox"/> Labial Acrylic |
| D – Delta Clasps | |

FIXED APPLIANCES (Soldered to your bands or ours)

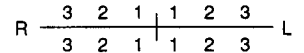
- Lingual Arch Fixed Removable
- Uni 3-3 V-Loop Mandy 4-4 6-6
- Rapid Palatal Expansion
 - Hygenic Haas Bonded
- Transpalatal Arch Fixed Removable
- Lip Bumper
 - Elastic Tubing Labial pads
- Quad Helix
 - Fixed Removable
- Habit Device Thumb Tongue
- Open Coil Fixed Appliances Upper Lower
- Other _____

SPRING RETAINERS

- | | | |
|------------------------------|--------------------------|--------------------------|
| | Upper | Lower |
| 3 x 3 Cuspid to Cuspid | <input type="checkbox"/> | <input type="checkbox"/> |
| 4 x 4 Bicuspoid to Bicuspoid | <input type="checkbox"/> | <input type="checkbox"/> |
| Spring/Hawley (combination) | <input type="checkbox"/> | <input type="checkbox"/> |

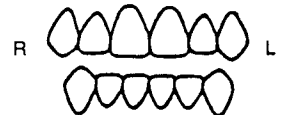
SET-UP Circle teeth to be reset

- Do no reset any teeth
- Reset teeth ideally
- Reset teeth as necessary for compromise alignment
- Over correct rotations as indicated on diagrams



STRIPPING

- Do not strip teeth
- Strip contacts as necessary for ideal alignment
- Strip contacts slightly as indicated on diagram



MOLAR DISTALIZERS

- Distal Jet Lab Bands
 - Hilgers Pendulum Dr's Bands
 - Other _____ Midline Screw Yes No
- Coil Springs
- TMA Wire Lab Bands
 - S.S. Wire Dr's Bands

CROZATS

- Basic
- Complex

WILSON 3 D MODULAR APPLIANCES

- 3D Bimetric Distilizing Arch
- 3D Multiaction Palatal Appliance
- 3D Quad Action Mandibular Appliance
- 3D Lingual Arch

Special Instructions _____



215 FROELICH ROAD
 KELOWNA, B.C. V1X 3M6
 PHONE (250) 765-0074
 TOLL FREE IN B.C. 1-800-663-5369
 EMAIL: classoneortho@shaw.ca
 www.classoneortho.ca
