

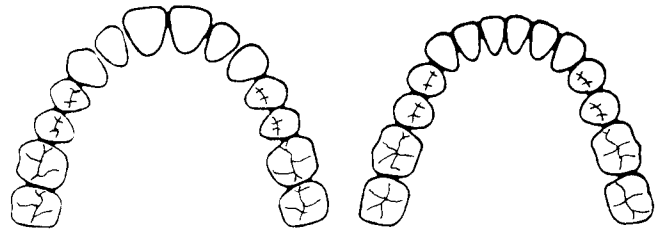
CLASS ONE POSITIONER / PRESCRIPTION



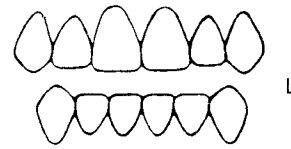
- PHONE ME CONCERNING THIS CASE
- SPECIAL INSTRUCTIONS ON FILE
- INSURANCE
- ORTHODONTIC STUDY MODELS

- PLEASE SEND:
- Rx SHEETS
 - HINGE AXIS
 - MAILING LABELS
 - SHIPPING BOXES

Dr. _____
 (PLEASE PRINT)
 Address _____
 City _____ Province _____ Postal Code _____
 Phone (_____) _____
 Patient _____
 Date Shipped _____
 Date Needed _____



R UPPER L L LOWER R



Partial Set-Up/resetting only teeth circled

R	8	7	6	5	4	3	2	1		1	2	3	4	5	6	7	8	L
R	8	7	6	5	4	3	2	1		1	2	3	4	5	6	7	8	L

SET-UP INSTRUCTIONS

- (All set-ups done on Sam II Articulator)
- Construct Positioner Set-Up on enclosed models
 - Construct Diagnostic Set-Up on enclosed models
 - Duplicate models for Set-Up
 - Construct Gnathological Set-Up and Positioner
 - Reset all teeth Reset all except 3|3 No Set-Up required
 - Remove all brackets and bands
 - Do not remove 1st molar bands and attachments
 - Allow for lower lingual 3 - 3 retainer

SPACE CLOSURE

- Completely
- As practical
- Leave space _____

ANTERIOR ROOT TORQUE

- Maintain
- Increase Torque _____ ° upper lower
- Decrease Torque _____ ° upper lower

ARCH WIDTH

- Maintain approximately as is
- Constrict upper Constrict lower
- Widen upper Widen lower

OVERBITE

- Ideal
- Increase to _____ mm
- Decrease to _____ mm

LOWER OCCLUSAL PLANE

- Flatter
- Approx. as is
- Curve of Spee

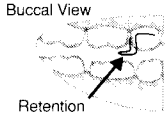
OVERJET

- Ideal
- Increase
- Reduce

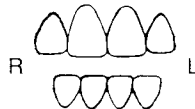
POSITIONER MATERIALS AND OPTIONS

- Medical Grade Silicone (translucent, soft)
- Vinyl (transparent) Soft Medium Hard
- Vinyl (flavour) Soft Medium
 - Bubble Gum Mint Grape Strawberry
- Vinyl (flavour and colour) Medium
 - Strawberry/Red Bubblegum/Pink Apple/Green
 - Pineapple/Yellow Grape/Purple Mint/Blue
- Impak (clear, heat softened acrylic, x-hard)
- Air holes standard unless specified otherwise
- Dye spring clasps on R 7 6 5 4 | 4 5 6 7 L
 7 6 5 4 | 4 5 6 7

X-Section of Dye Clasp



- Mesh liners (inserted for added force) (please indicate location on diagram)
- Head gear tubes
- Head gear assembly in silicone only



POSITIONER BITE OPENING

- Standard hinge axis
- Hinge axis tracing enclosed Lateral headplate
- Dual wax bite measurements

TRIM

- Standard: flanges extend 2-3mm beyond gumline
- Lo-Profile: extended to gumline (standard on Impak positioners)
- Hi-Profile: extended 3-5mm beyond gumline
- Buccal/Labial thickness of positioner 2-3mm 3-4mm 4-5mm

End positioner distal to: $\frac{6|6}{6|6}$ $\frac{7|7}{7|7}$ $\frac{8|8}{8|8}$

- Athletic guard: standard extension on upper & 2mm deep indentation of lower
 - Add helmet strap Fixed Detachable

SPECIAL INSTRUCTIONS:



215 FROELICH ROAD
 KELOWNA, BC V1X 3M6
 PHONE: 250-765-0074
 TOLL FREE IN B.C. 1-800-663-5369
 EMAIL: class oneortho@shaw.ca
 www.classoneortho.ca
